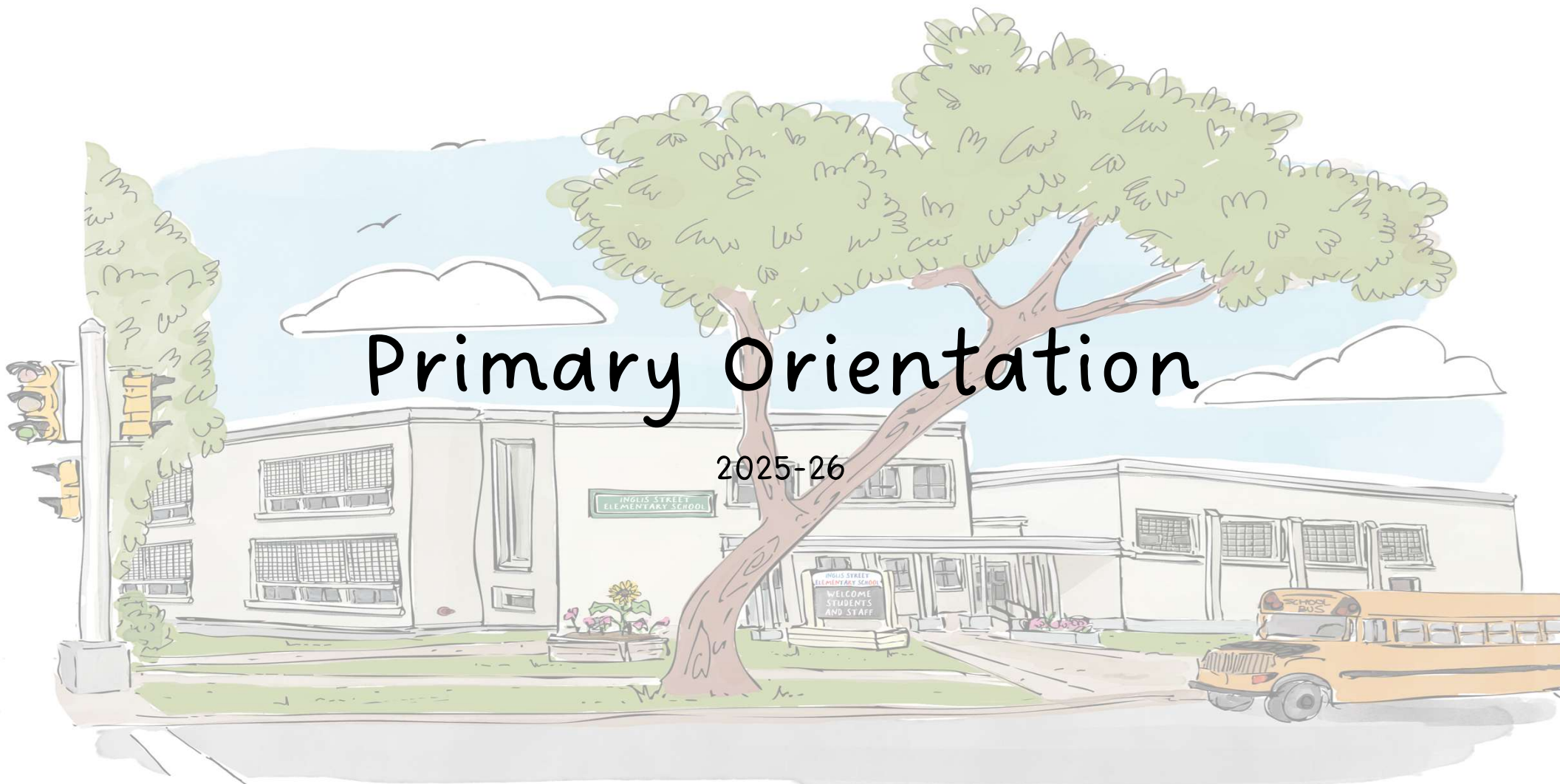


# Primary Orientation

2025-26



# Introductions

Principal

Gabe Rose

Vice Principal

Ian MacRae

## Teachers

Ms. D'Cruz, Ms. McKinnon, Mr. Desrosiers, Ms. Alli (SLP)

## School Advisory Council

Angelina Cooke

## Parent-Teacher Organization

Miranda Chin

# Communication is #1



Emails and newsletters from the school & classroom teachers



School Website - [www.ise.hrce.ca](http://www.ise.hrce.ca)




HRCE website - [www.hrce.ca](http://www.hrce.ca)

# Communication is #1

## Parent-teacher communication

Communicating Student Learning is done in a variety of ways:

1. Report cards
2. Agenda
3. Email
4. Phone call
5. Newsletter



# How can you best prepare your child for grade primary?

Read to your little learner every day.

Teach your little learner to...

- Write their name
- Zip/unzip their coat
- Tie shoelaces
- Use scissors properly
- Use public washrooms
- Pack/unpack backpack

Play games that require turn-taking  
and/or counting with simple rules.

## How can you best prepare your child for grade primary?

Visit the school playground and show your learner where they will play and learn.

Practice opening yogurt, pudding, juice boxes, snacks, etc. *independently*.

Set up play dates to encourage waiting for his/her turn.

## Our Bell Schedule

8:30 - Supervision begins/early entrance

8:50 - Morning instruction begins

10:20 - Morning recess (3-6)

10:35 - Morning recess (P-2)

11:50 - Staggered lunch (eat in their classrooms)

12:50 - Afternoon instruction begins

2:50 - Primary - Grade 6 Dismissal





## The First Day of School

- Before the first day of school, you will receive an introductory email or phone call from your child's teacher. They will tell you how to find them on the first day of school. Each class will have an assigned balloon color.
- On the first day, parents are asked to drop their children off at the main doors. Please practice walking to the main doors the week before school starts.

PARENT INFORMATION SESSION

# Literacy in Primary

Nova Scotia Curriculum & UFLI Foundations

---

## **Building the Foundation**

In Primary, we are giving your child the tools they need to unlock the world of reading and writing.

# The Three Strands of Literacy

---



## **Foundations**

Learning how letters and sounds work together to build words.



## **Comprehension**

Understanding the meaning behind stories and information.



## **Composition**

Expressing thoughts and ideas through drawing and early writing.

# Oral Language: The First Step

---

Before children read, they communicate! We focus on:

- **Listening:** Following stories and instructions.
- **Vocabulary:** Learning new, descriptive words.
- **Storytelling:** Recounting events in order.

*"Oral language is the bridge to reading."*



---

## **Introducing UFLI Foundations**

A research-based program used in Nova Scotia schools to teach the "code" of reading.

# What is UFLI?

---

## **Explicit Teaching**

We don't leave reading to chance. We tell students exactly what a letter is and what sound it makes. No guessing!

## **Systematic Order**

Lessons follow a logical path—from the easiest sounds to the more complex ones—building confidence at every step.

# The Daily 8-Step Routine

---



## Hear It

Playing with sounds in our ears  
first.



## See It

Quickly identifying letters and  
patterns.



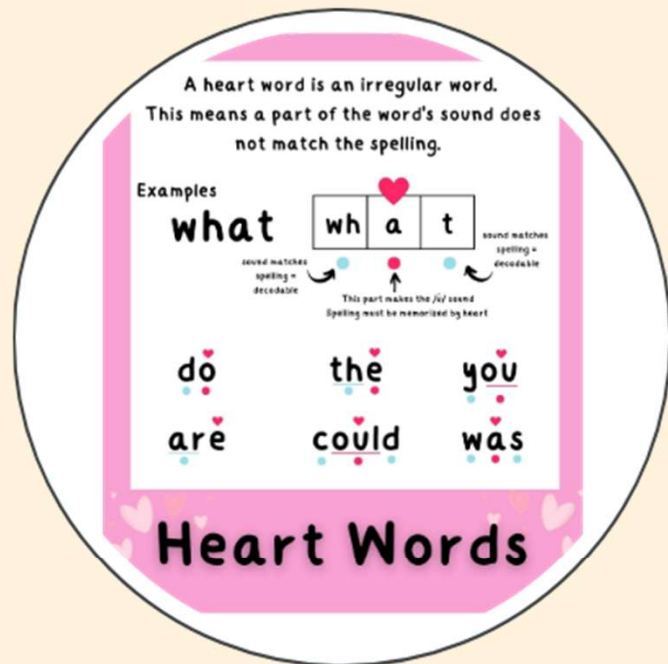
## Do It

Blending sounds into words and  
writing them.

**Consistency helps children become automatic readers!**

# "Heart Words" vs. Sight Words

---



## Learn it "By Heart"

Some words have tricky parts that don't follow the "rules" yet (like the 'o' in "to").

Instead of just memorizing the whole word, we:

- Decode the parts that follow the rules.
- Learn the "tricky" part by heart.

# Hands-On Learning

---

## Blending Boards

Students use physical tiles or digital boards to slide sounds together.

**Example:** /c/ ... /a/ ... /t/ → **CAT**

This kinesthetic (movement) approach helps the brain "glue" sounds into words.



# The Science of Reading

---

- ✓ **Phonemic Awareness:** Hearing sounds in words.
- ✓ **Phonics:** Linking those sounds to letters.
- ✓ **Fluency:** Reading at a natural pace.
- ✓ **Vocabulary:** Knowing what words mean.
- ✓ **Comprehension:** Understanding the story.
- ✓ **Oral Language:** Expressing ideas aloud.

# Partners in Literacy

---

## **In the Classroom**

Daily 30-minute UFLI lessons, small group work, and explicit teacher-led instruction.

## **Supporting at Home**

Use the **UFLI Home Practice sheets!** They are designed for you to quickly review sounds and "Heart Words" for 5-10 minutes.

---

## **Sharing Their Voice**

Composition: Every child is an author.

# Composition in Primary

Writing starts with **drawing**. We encourage students to:

- "Label" their pictures with sounds they hear.
- Tell stories through their art.
- Begin printing their names and simple words.

The goal is **confidence** and **communication**, not perfect spelling yet!

The image shows a 'Science of Reading Sound Wall' graphic. At the top, the title 'Science of Reading Sound Wall' is written in a colorful, playful font. Below the title, the sound wall is organized into several categories, each with small icons and text labels. The categories include: 'Short Vowels and their sound' (a, e, i, o, u), 'Long Vowels and their name' (a, e, i, o, u), 'Digraphs' (ck, ch, sh, th, th), 'Bossy R' (ar, or, ur), '3 Sounds of -ed' (d, t, ed), 'Diphthongs' (oo, oy, ou, ow), 'Short Vowel Endings' (ck, ck, ck), 'Silent Letters' (kn, wr), 'Hard & Soft C' (c, c, c), and 'Hard & Soft G' (g, g, g). A yellow starburst graphic on the right side of the sound wall says 'Pictures match UFLI Pictures'. At the bottom of the graphic, it says 'with MATCHING UFLI Pictures' and 'UFLI Aligned'. There is also a small circular logo in the bottom right corner that says 'PRIMARY PLANNING'.

# The Power of 15 Minutes

---

15

## **Minutes of Daily Reading**

Exposes your child to **1 million words** per year. It builds their vocabulary, empathy, and lifelong curiosity.

**Read together. Read aloud. Make it the best part of the day!**

NOVA SCOTIA EDUCATION

## **Questions?**

Thank you for being our partner in your child's literacy journey.

UFLI Foundations & NS Primary Curriculum 2024

# Image Sources

---



[https://cdn.shopify.com/s/files/1/0418/5663/0943/files/family\\_reading\\_together\\_outside\\_480x480.jpg?v=1716485616](https://cdn.shopify.com/s/files/1/0418/5663/0943/files/family_reading_together_outside_480x480.jpg?v=1716485616)

Source: [justrightreader.com](https://www.justrighthead.com)

---



<https://literacylearn.com/wp-content/uploads/2022/12/Heart-Words-Examples-Graphic.jpg>

Source: [literacylearn.com](https://www.literacylearn.com)

---



[https://images.squarespace-cdn.com/content/v1/65baf78378f35b5f6a474e31/4d71ceec-7740-450b-9fd1-487703787ced/PXL\\_20240105\\_181659570.jpg](https://images.squarespace-cdn.com/content/v1/65baf78378f35b5f6a474e31/4d71ceec-7740-450b-9fd1-487703787ced/PXL_20240105_181659570.jpg)

Source: [www.theearlylearningplace.com](https://www.theearlylearningplace.com)

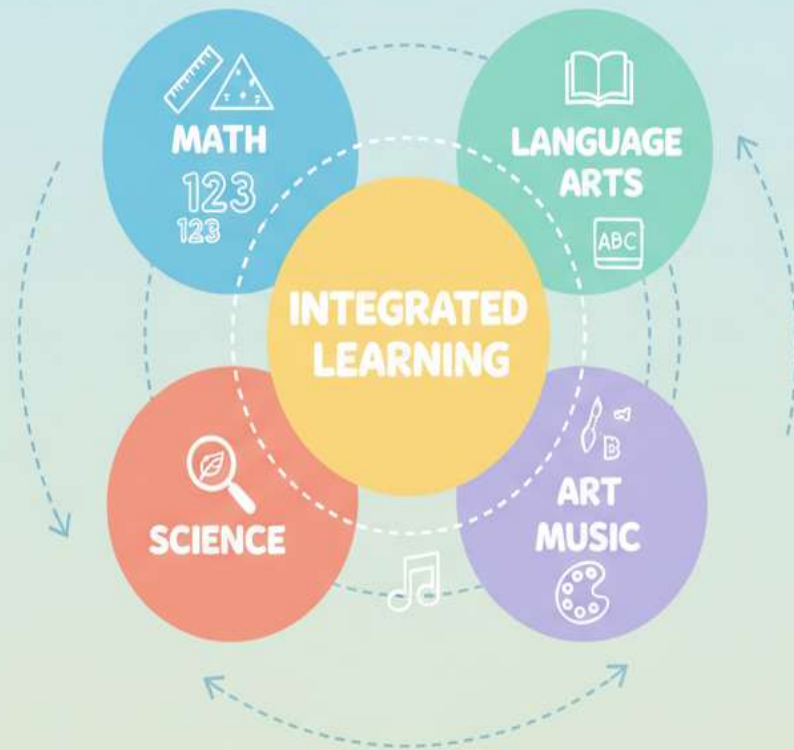
---



<https://ecdn.teacherspayteachers.com/cdn-cgi/image/format=avif,quality=70,onerror=redirect/thumbitem/Sound-Wall-UFLI-Aligned-Science-of-Reading-Sound-Wall-Bulletin-Board-Phonics-11365778-1775750416/750f-11365778-1.jpg>

Source: [www.teacherspayteachers.com](https://www.teacherspayteachers.com)

# TITI E TEVT LIEDE INTEGRATED LEARNING



# Integrated Learning in Grade Primary

- Learning is connected across subjects

- Hands-on experiences

- Language, Math, Science, Art, Health Education together


- Real-world exploration




# Grade Primary Math




**Numbers to 10**



**Number Fluency**



**Patterning**




**Measurement**

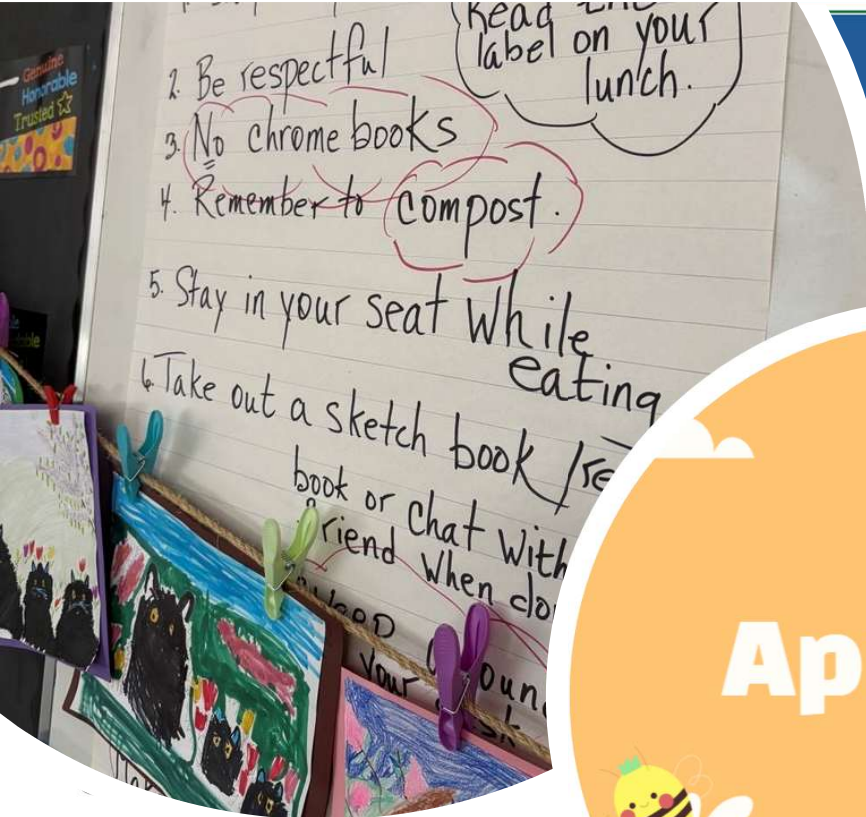


**Geometry**



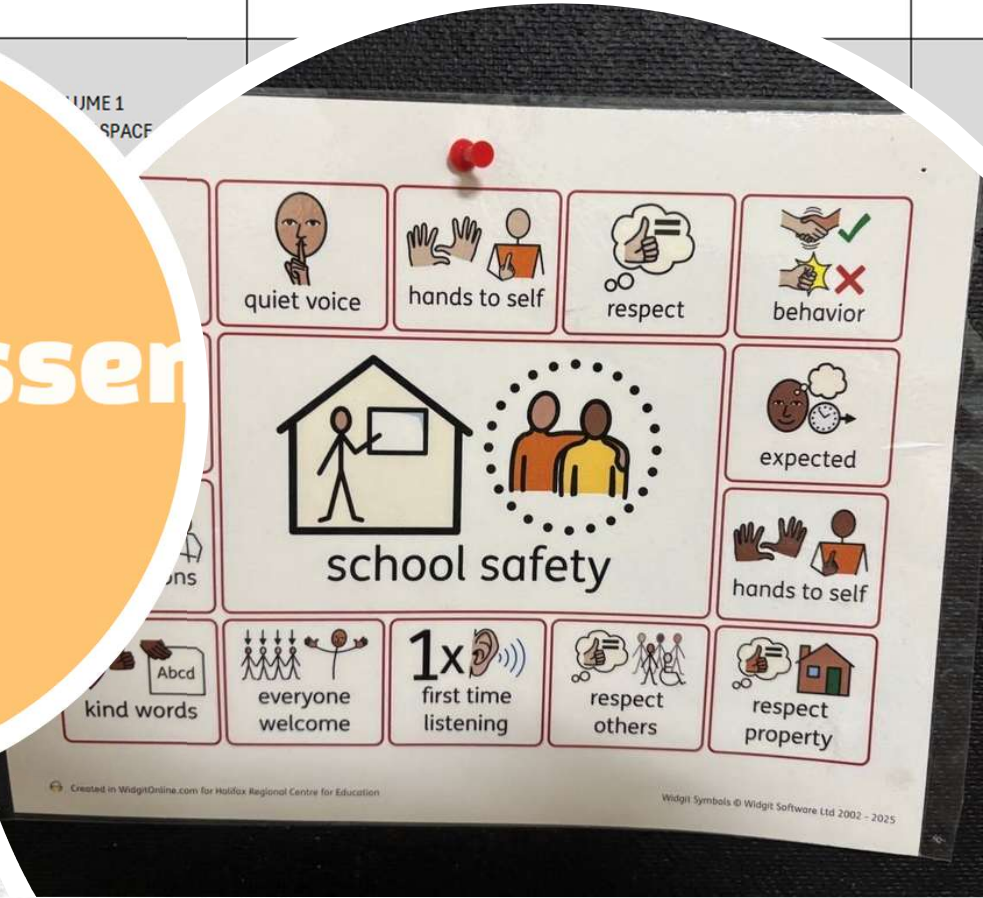


The provincial school code of conduct policy applies to all public schools in the Province of Nova Scotia. All students and school members in Nova Scotia are required to follow this provincial school code of conduct policy, which is governed by the Education Act.



### School-Wide Expectations Matrix

Expectations	Setting / Routine		
	Lunch Room	Washrooms	Bus
Expect Ourselves	SIT AND EAT	Use WAHSROOM WASH HANDS	WEAR OUR SEATBELT STAY IN OUR SEAT



- I will..**
- ...try my best! 🍌
  - ...be an active listener 💡
  - ...sometimes remind myself – what's my job right now? 💡
  - ...keep my hands to myself or on my learning tools 🍌
  - ...keep my classmates with kindness 🍌

# Specialists

## 5Day Schedule

- *Music – 2 classes per week*
- *Physical Education – 3 classes per week*
- *Library – 1 class per week*

